



HELPFUL TIPS WHEN USING THE CONCESSION TRAILER

- ★ Sam's Club and Amazon are usually the cheapest to purchase supplies from. You can also order supplies from Gold Medal in Greensboro.
- ★ Become familiar with what is in the trailer. You will find this list on our website at www.cbanc.org/concessiontrailer.

Here are a few helpful tips I have learned over time.

- It is best to get a head start very early in the morning or even the day or two before your event and pre-make cotton candy and popcorn...especially cotton candy because kids love it and it is a little slower to make and it goes fast!

- **SNOW CONE TIPS:** 

⇒ **Shopping list:**

- ◇ Ice (A 20 lb. bag of ice makes approximately 50 cups. Over-think how much ice you think you will need! It is better to have more than you need than to run out!)
- ◇ Flavored Syrup (One gallon of syrup will average 80 snow cones. Of course, this depends on how generous you want to be!)
- ◇ 6 oz. cone-cups. This is recommended, but you can use any type of cup you like.

⇒ **Recommended number of volunteers:**

- ◇ One to shave the ice inside the trailer.
- ◇ One outside the trailer to keep ice supplied and deliver shaved ice to the serving station.

⇒ **Helpful Tips:**

- ◇ Place a table outside the window of the shaving machine.
- ◇ Several hours before your event you can go ahead and start shaving ice.
- ◇ Place around 4-5" of ice in one of the jumbo coolers.
- ◇ Place the cones filled with ice in the cooler. You can even stack them.
- ◇ Serving snow cones outside on tables is best.

- **COTTON CANDY TIPS:** 

⇒ **Shopping list:**

- ◇ Floss sugar (Generally, a 1/2 gallon carton of pre-mixed floss sugar will average 60 cones. Of course, this depends on the size of cotton candy you want!)
- ◇ Cotton candy cones.
- ◇ Cotton candy bags

⇒ **Recommended number of volunteers:**

- ◇ One making the cotton candy.
- ◇ One helping by keeping floss sugar readily available and opening, sealing and storing the bags.

⇒ **Helpful Tips:**

- ◇ For a large crowd, it is good to pre-make cotton candy. It stores well in plastic bags and can be made a day or two before your event.
- ◇ It helps saving time to go ahead and have the cotton candy bags open and ready to grab like over something tall and skinny like a two liter bottle. It's kind of like Walmart bags...hard to get them apart!
- ◇ I would **highly** recommend anyone planning to make cotton candy to watch this video. It makes a world of difference in how fast you can make it when it is done properly. Here is a cotton candy

making video of the exact machine we have in the trailer: <https://youtu.be/WLHtUQ91N5s?feature=shared>.

- ◇ You can fill the spinner full with sugar, but not running over.
- ◇ Be careful letting young people use the cotton candy machine. The spinning floaters can be dangerous and could potentially cause great harm.
- ◇ When cleaning, no tools are necessary, except for maybe the pliers to remove the ball. Canned air can be useful also.
- ◇ [CLICK HERE](#) to see prices of floss sugar on Amazon.

• POPCORN TIPS:



- ◇ You will need 8 or 10 oz. popcorn kits. The kits work best because the popcorn, butter and seasoning are all together in one.
- ◇ Having **TWO** people at the popcorn station works best. One to make and scoop the popcorn and one to open and seal/fold the bags/boxes.
- ◇ Popcorn boxes are a little easier when doing ahead of time because you can stack and store them better, but they are more expensive.
- ◇ When using bags, purchase the larger bags so there will be room to put enough popcorn and fold over several times. It's hard to work with the small bags.
- ◇ When cleaning, there is canned air and a duster to get underneath the machine.
- ◇ [CLICK HERE](#) to view prices of popcorn kits on Amazon.
- ◇ [CLICK HERE](#) TO view 2 oz. popcorn bags on Amazon.
- ◇ [CLICK HERE](#) to view 1.25 oz. popcorn boxes on Amazon.

• NACHO CHEESE TIPS:



- ◇ Early prep for serving nacho cheese and chips is essential. It takes several hours for the cheese to melt.
- ◇ It is also good to get started early with crock pots.
- ◇ [CLICK HERE](#) to view prices of cheese sauce at Sam's Club.
- ◇ [CLICK HERE](#) to view prices of tortilla chips at Sam's Club.
- ◇ [CLICK HERE](#) to view prices of nacho trays at Sam's Club.

• OTHER HELPFUL TIPS:

- ⇒ Place the trailer on the most level spot available and level it as best as possible.
- ⇒ Hooking up the water is very easy and useful.
- ⇒ Having a drain hose that leads away from the crowd is beneficial.
- ⇒ You can connect your Bluetooth to the speakers and have music.
- ⇒ Limit 5 people in the trailer. It gets difficult to maneuver around with more than that.
- ⇒ The floor can get slippery. Make sure to use the mats and keep the floor mopped.
- ⇒ **HAVE FUN AND SHARE THE LOVE OF CHRIST!**

SEE COLORING SHEETS TO PRINT TO HANDOUT

([CLICK HERE](#) to purchase 4-pack of crayons in bulk for .17 cents a pack on Amazon)

If you have any questions, you can call Paula at 828-388-1806.





ADMIT THAT YOU HAVE SINNED


For all have sinned and
fall short of the glory of God

Romans 3:23



BELIEVE GOD'S PROMISE

For God so loved the world that He
gave His one and only son, that
whoever believes in him shall not
perish but have eternal life. John 3:16



CONFESS THAT YOU ACCEPT THE GIFT OF SALVATION

If you confess with your mouth, "Jesus
is Lord," and believe in your heart
that God raised him from the dead,
you will be saved, for it is with
your heart that you believe and
are justified and it is with your
mouth that confession is made unto
salvation





















Romans 10:9-10

**JESUS LOVES ME, THIS I
KNOW. FOR THE BIBLE
TELLS ME SO!**






JESUS
LOVES ME

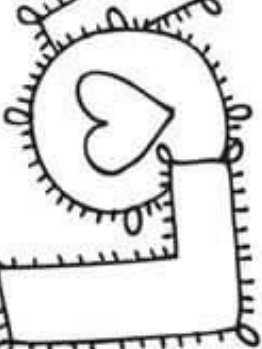


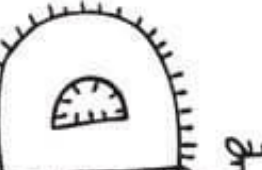


 For God
so loved   
 the world that 
He gave His one
and only Son   
 that whoever
BELIEVES
in **Him** shall not perish 
 but have **ETERNAL** 
      **LIFE.** 

John 3:16



for    

SO 

THE



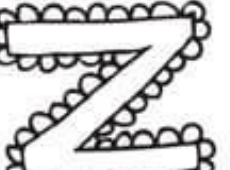


THAT  **HE** 


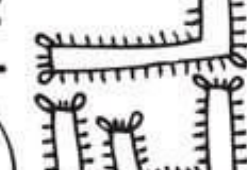



HIS ONE

& only

IN 

that—WHOEVER.....

will

HIM

NOT PERISH

but have

Everlasting

